

Force analysis software

ZP Recorder-E



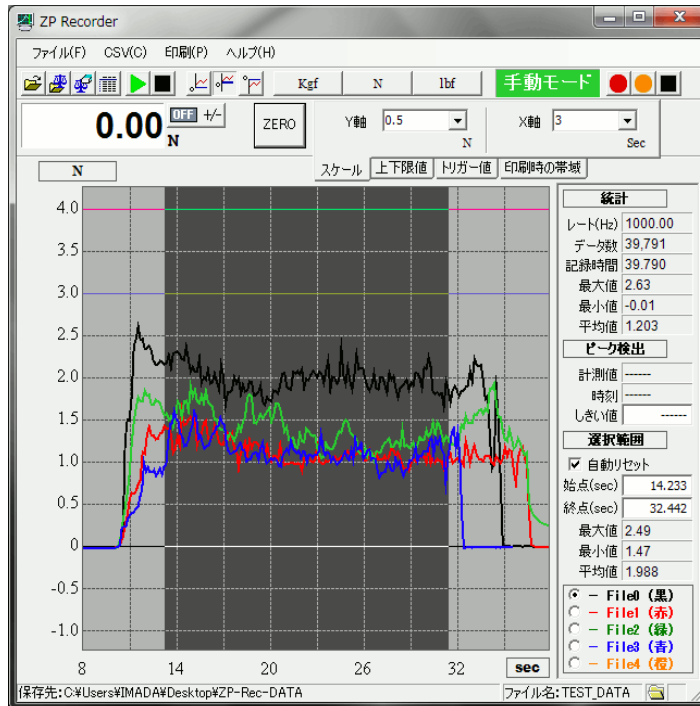
Easy recording of Force-Time curve

Visual analysis is possible by displaying 5 graphs on screen

High sampling rate by USB connection enables smooth curve

Software for ZP series force gauge

ZP Recorder-E



Force analysis Curve

Up to 5 F-T curves can be shown on the same table for easy comparison of the results.

Smooth curve

Fast sampling transfer, 1000 data/sec maximum, makes smooth and sensitive curve.

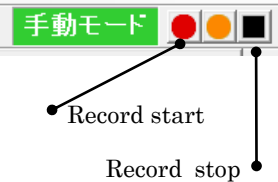
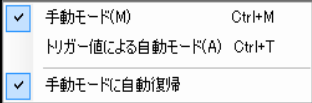

ファイルの詳細


記録全体の詳細の表示 選択範囲の詳細の表示

ファイル名	レート(Hz)	データ数	最大値	最小値	平均値
FILE DATA_001.fce	1000.00	18,090	2.49	1.47	1.990
FILE DATA_002.fce	1000.00	18,090	1.68	0.76	1.134
FILE DATA_003.fce	1000.00	18,090	1.91	1.02	1.390
FILE DATA_004.fce	1000.00	18,090	1.62	0.74	1.134

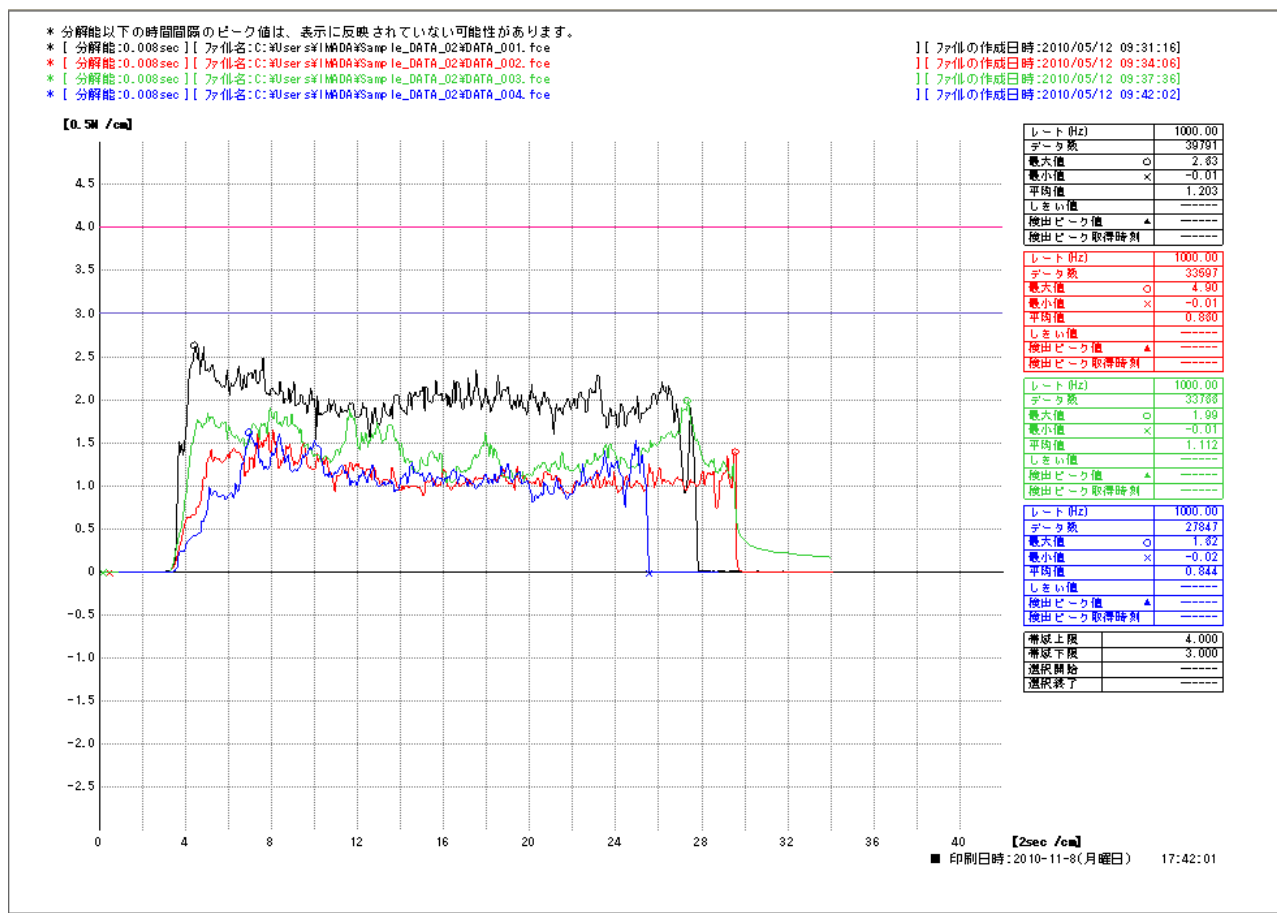
Statistic data

Easy to check 5 curves of statistic data.

Feature 1	Feature 2	Feature 3	Feature 4
<p>Easy operation</p> <p>Simple click operation of REC(Recording) and STOP to make a graph</p> 	<p>Automatic saving mode</p> <p>Measurement data is saved automatically, avoiding any loss of unsaved data.</p>	<p>Auto START and STOP by trigger function</p> <p>Possible to set up START and STOP point by specific force and displacement values for auto record.</p> 	<p>Statistic data</p> <p>The following statistic data can be taken out.</p> 

Specifications	
Product name	ZP Recorder
Operation system	Windows2000, XP, Vista, 7(*1) (*1) 64bit version is not available for 2000 and XP.
Working environment	Microsoft .NET Framework 2.0 Microsoft Internet Explorer 5.01 or later
Interface	USB port equipped PC
Connection port	USB1.1, 2.0 connector
Connection cable	USB A to B cable (FA Plus accessories)
Data transfer speed	Maximum 1000 data/sec
Resolution	Force : 4 digit with decimal point (Ex) 5N load cell → 0.001N
Data saving form	Graph : FCE file (For Force-Time graph : ZP Recorder original format) Data conversion : CSV format(*2) (Microsoft Excel compatible) (*2)Number of input data is different according to Excel version.
Hardware	FA Plus 

[Printing layout]



* Force-Displacement graph of seal peeling strength. (4 measurement data is shown on table.)

[General caution]

- The contents may be changed without notice in advance.
- Do not copy and use this content without authority.

[Caution for purchasing]

- ZP series force gauge is necessary to use this software.
- This product is protected by Japan copyright law and international treaty. Do not use or copy part or all of the software and instructional manual without authority.
- Despite of sufficient use test and virus check of software program data of CD-ROM in the production line, we cannot ensure the appropriate operation or absence of virus of all the products. We are not responsible for any problem (direct/indirect, including damage of the third party) occurred by the use of software.
- Returns are not accepted. Please confirm use condition and operational condition before purchase.