

Force-Displacement Graphing Software for ZT series Force Recorder (Professional) USB

Easy-operation graphing software (Force vs Displacement; FS curve).
Ideal for feeling testing or material characteristic evaluation since force-displacement relation is clearly visible.
USB high speed data transferring makes it possible to draw smooth graph (Max.2000Hz).
Possible to draw Force vs Time graph

Force-time graphing software; Standard/Light versions are also available.

[Basic functions/operation]

- Displacement is also indicated as well as load values.
- You can open tabs to display recorded graphs.

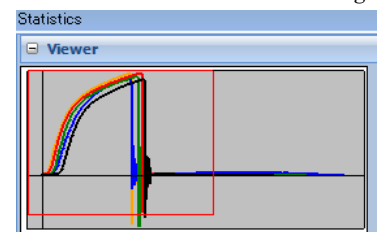
0.00	N
0.000	mm

Graphing | Graph Overlay 1 | Graph Overlay 2

- 5 graphs can be displayed in one table.
Easy to compare and evaluate charts due to useful functions.

[Graph viewer]

- You can check an enlarged location as well as a whole image.



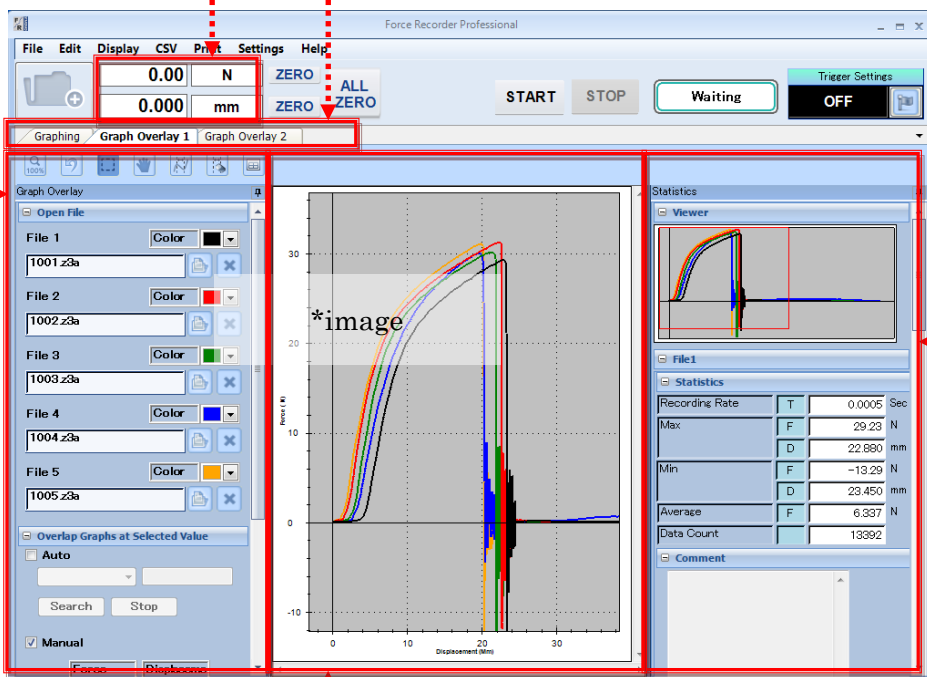
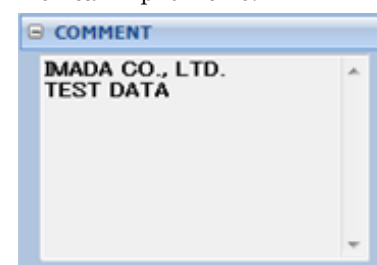
[Graph statistics]

- Maximum/minimum/displacement values are automatically calculated.

Statistics		
Recording Rate	T	0.0005 Sec
Max	F	29.23 N
	D	22.880 mm
Min	F	-13.29 N
	D	23.450 mm
Average	F	6.337 N
Data Count		13392

[Comment]

- You can input memo.



[Graph drawing]

- High speed data transferring (Max. 2000 data / sec). It captures force more precisely, so that you can make smooth and accurate graph.
- Data recording speed is changeable. You can record data continuously for 20000 hours in the case when you select the slowest speed.
- 7.2million data point can be recorded at maximum. (2000 data/sec: 1 hour recording, 1 data/10sec: 20000 hours)

[Main Functions]

Force-Displacement (Time) Graphing	Editing Graph
<p>1. All it takes is click the buttons below to start or stop recording.</p> <div data-bbox="177 405 777 499" style="border: 1px solid black; padding: 5px; text-align: center;"> </div> <p>(Start/stop buttons)</p> <p>2. Force transition is clearly visible since there are 2 monitors to show current trace and the whole graph.</p> <p style="text-align: center;">(Graph drawing monitor)</p> <div data-bbox="193 689 756 1193" style="border: 1px solid black; padding: 5px;"> </div> <p>3. It is possible to start/stop recording automatically when the measured value reaches set points. (Trigger function)* e.g.) You can set operating condition like this: It starts recording when the measured value reaches 1N, and stop after 10 sec.</p>	<p>1. You can capture selected area and save it. (Capture function)</p> <p>2. Put a marking at a specified point on a recorded graph, and write comments. (Point marking function)</p> <p>3. You can draw a line on a recorded graph at specified load value or time. (Border line function)</p> <p style="text-align: center;">(Monitor after editing)</p> <div data-bbox="831 689 1415 1149" style="border: 1px solid black; padding: 5px;"> </div>
Viewing Graph	Print / Save
<p>1. You can zoom on/out, or scroll very easily, so that you can observe the measured value transition in details. (Graph scaling function)</p> <div data-bbox="181 1653 596 1738" style="border: 1px solid black; padding: 5px; text-align: center;"> </div> <p>(Icons for viewing graph)</p> <p>2. 5 graphs at maximum can be drawn in a table, which is useful for comparing and evaluating the graph data. (Graphs overlaying function)*</p>	<p>1. You can print graph, statistics including maximum / minimum / average values, and comment.</p> <p>2. Selected area can be enlarged and printed.</p> <p>3. Recorded graph data (force/displacement) can be converted into CSV format. (Data amount is limited.) (CSV file converting function)</p> <p>4. Image of print preview can be saved in PDF, Word, and Excel file. (Preview saving function)</p>

[Main Functions Comparing]

Version	Light	Standard	Professional
Feature	Graphing only	With editing functions	Force-displacement graphing
Graph	Force-time	Force-time	Force-time Force-displacement
Data transferring speed (Max)	2000 data / sec	2000 data / sec	2000 data / sec
Recording data point (Max)	7.2 million	7.2 million	7.2 million
Displacement output	N/A	N/A	✓
Graph overlaying function	N/A	✓	✓
Trigger function	N/A	✓	✓
Point marking	N/A	✓	✓
Border line function	N/A	✓	✓
Capture function	N/A	✓	✓
Graph scaling	✓	✓	✓
Statistics output	✓	✓	✓
Comment	✓	✓	✓
Print	✓	✓	✓
CSV file converting	✓	✓	✓
Preview saving (PDF/Word/Excel)	✓	✓	✓
Force gauge setting	✓	✓	✓

* For further information of Light/Standard version, please see their dedicated specifications.

[Related Products]

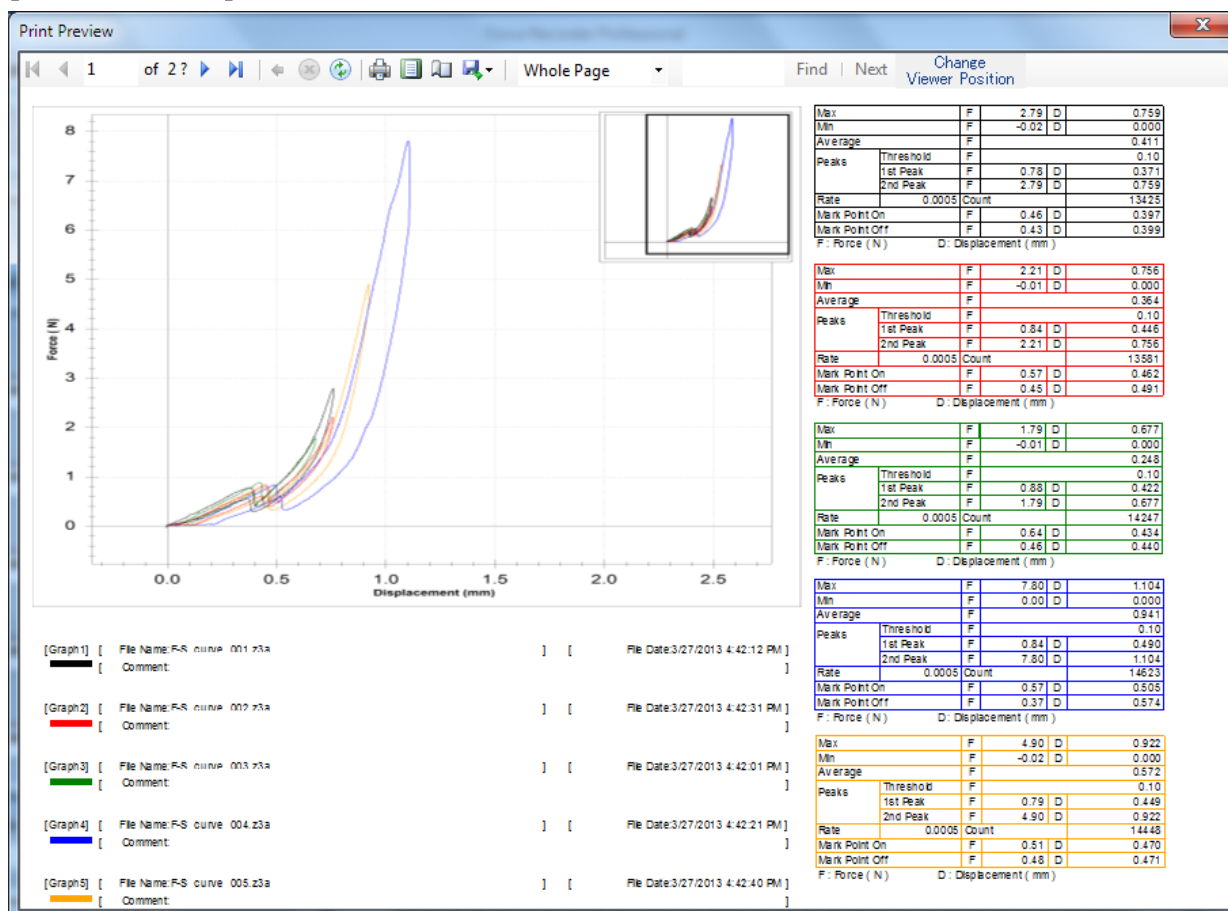
Force-Displacement Measuring Unit FSA series	
	<p>This unit includes 1 to 5 items to perform force-displacement measurement.</p> <ul style="list-style-type: none"> 1 Software Force Recorder Professional 2 Force gauge ZTA series 3 Test stand with a linear scale 4 Cable 5 Attachment <p>* Optional attachment GT-30 *NOT included</p>

*For further information of FSA series, please see the dedicated specifications.

[Operating Environment]

Operating Environment	
Model	Force Recorder (Professional)
Operating Environment	OS: Windows 7/8/8.1/10
Hardware	CPU: Pentium4 (1GHz more) more recommended Memory: 2GB more recommended Hard disk: 10GB(Data storage area) more
Plat form	.NET Framework4.6 later
Execute environment	Microsoft Internet Explorer6.0 later Windows Installer 3.1 later
Image size	Resolution 1024*768 pixel more
Force gauges that can be combined	ZTA/ZTS series
Connection port	USB1.1, USB2.0 connector * We do not guarantee operation in USB 3.0.

[Print Preview]



* The image above is preview image of Standard version.

[Notice]

- The contents may be changed without previous notice.
- Do not copy and use this content without authority.

[Notes for Purchase]

- ZT series force gauges are needed to use this software. ZT series force gauges are NOT included.
- This product is protected by Japanese Copyright Act and Universal Copyright Convention. Do not copy and use this content without authority.
- Available functions are different between versions, so please make sure to see “Main Functions Comparing” of this specification and the specifications of Force Recorder Professional to choose the most appropriate one for your testing demands.
- We do not accept any returns. Please make sure to check its working condition, operating environment and so on.

IMADA CO., LTD

99 Jinnoshinden-cho aza Kanowari Toyohashi
Japan 441-8077
Tel: +81-(0)532-33-3288
Fax: +81-(0)532-33-3866
E-mail: info@forcegauge.net
Website: <http://www.forcegauge.net/en/>



Visit our website for more information on wide product specifications, measurement applications and videos.